

Series 30SS / CS Ball Valve

Three-Piece Ball Valve, Full Port
Sizes 1/4" ~ 4"



The SVF Series 30SS / CS full port ball valves were designed to provide a competitively priced, high performance product for general industrial applications. These valves feature a three-piece design for ease of maintenance and an integral locking device.

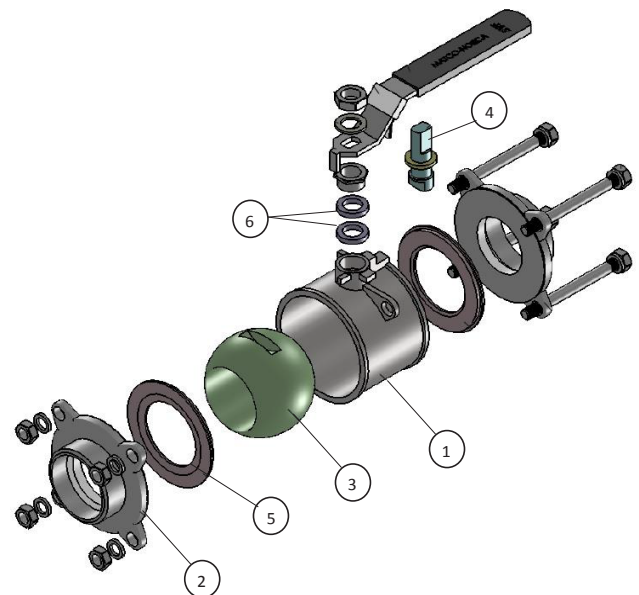
SERIES 30SS / CS DESIGN FEATURES

- ✓ Designed & built for economical performance
- ✓ Pressure rated for 1000 WOG
- ✓ Full Port flow path for maximum flow
- ✓ Socket weld complies with ANSI B16.11
- ✓ Three-piece "swing out" design offers easy access for in-line maintenance
- ✓ Vinyl grip handle
- ✓ Blowout proof stem adds safety & reliability
- ✓ Lockable in the "Open" or "Closed" position
- ✓ Oval handles available - Sizes 1/4" to 2"



MATERIALS OF CONSTRUCTION

ITEM	DESCRIPTION	MATERIALS SPECIFICATIONS
1	Body	316 Stainless Steel (ASTM A351-CF8M) Carbon Steel (ASTM A216-WCB)
2	End Connector	316 Stainless Steel (ASTM A351-CF8M) Carbon Steel (ASTM A216-WCB)
3	Ball	316 Stainless Steel (ASTM A351-CF8M)
4	Stem	316 Stainless Steel (ASTM A276-316)
5	Seat	RTFE
7	Stem Seal	RTFE



What do you need today?™



Series 30SS / CS Ball Valve

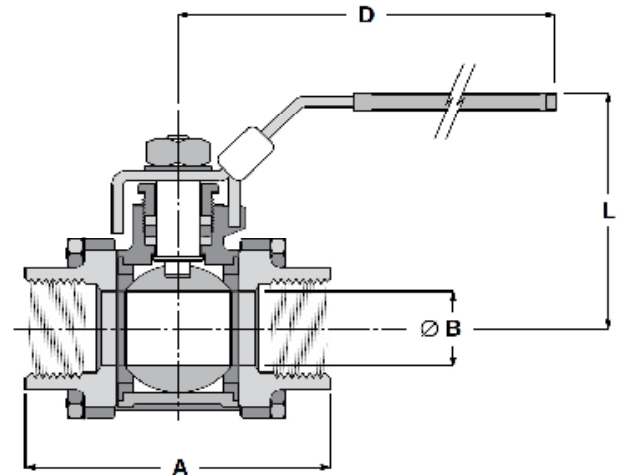
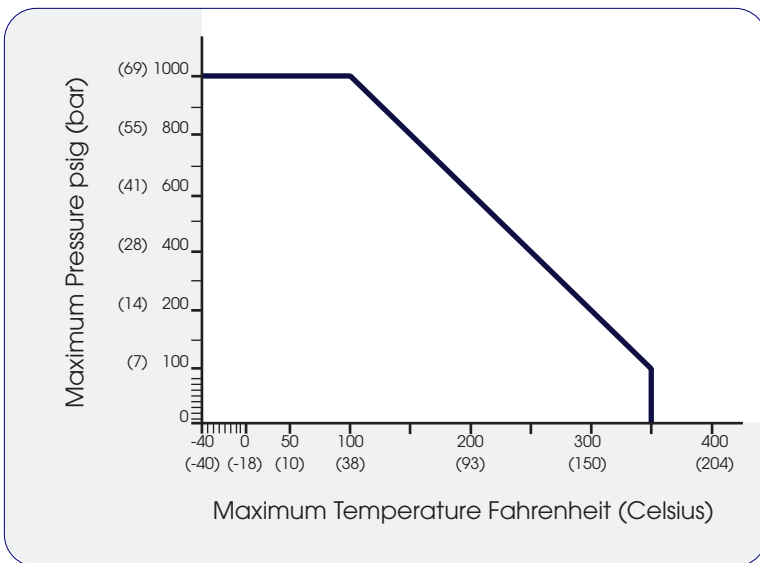
Three-Piece Ball Valve, Full Port
 Sizes 1/4" ~ 4"



DIMENSIONS, WEIGHT, CV

Size	A		B		D		L		Weight		Cv
	in.	mm	in.	mm	in.	mm	in.	mm	lbs	kg	
1/4"	1.81	46	0.46	12	3.22	82	1.85	47	0.5	0.22	6
3/8"	1.81	46	0.49	13	3.22	82	1.85	47	0.5	0.22	8
1/2"	2.16	55	0.59	15	3.42	87	2.09	53	1	0.45	11
3/4"	2.56	65	0.79	20	3.78	96	2.24	57	1	0.45	21
1"	2.83	72	0.98	25	4.76	121	2.68	68	2	0.90	34
1-1/4"	3.38	86	1.26	32	4.76	121	2.87	73	3	1.36	57
1-1/2"	3.97	101	1.50	38	6.06	154	3.22	82	4	1.81	80
2"	4.53	115	1.97	50	6.06	154	3.70	94	7	3.17	148
2-1/2"	5.90	150	2.48	63	8.66	220	4.68	119	13	5.90	265
3"	6.61	168	2.99	76	8.66	220	5.12	130	21	9.53	415
4"	8.07	205	3.78	96	11.97	304	5.78	147	39	17.69	780

30SS/CS - PRESSURE/TEMPERATURE CHART



Class 400

Note: Maximum pressure & temperature is limited to the seat material rating

Series 30SS / CS Ball Valve

Three-Piece Ball Valve, Full Port
Sizes 1/4" ~ 4"



30SS/CS SERIES PART NUMBERS

Stainless Steel with Screwed Ends (FNPT)

Size	Part #
1/4"	30SSTH01
3/8"	30SSTH02
1/2"	30SSTH03
3/4"	30SSTH04
1"	30SSTH05
1-1/4"	30SSTH06
1-1/2"	30SSTH07
2"	30SSTH08
2-1/2"	30SSTH09
3"	30SSTH10
4"	30SSTH11

Stainless Steel with Socket Weld Ends

Size	Part #
1/4"	30SSSW01
3/8"	30SSSW02
1/2"	30SSSW03
3/4"	30SSSW04
1"	30SSSW05
1-1/4"	30SSSW06
1-1/2"	30SSSW07
2"	30SSSW08
2-1/2"	30SSSW09
3"	30SSSW10
4"	30SSSW11

Carbon Steel with Screwed Ends (FNPT)

Size	Part #
1/4"	30CSTH01
3/8"	30CSTH02
1/2"	30CSTH03
3/4"	30CSTH04
1"	30CSTH05
1-1/4"	30CSTH06
1-1/2"	30CSTH07
2"	30CSTH08
2-1/2"	30CSTH09
3"	30CSTH10
4"	30CSTH11

Carbon Steel with Socket Weld Ends

Size	Part #
1/4"	30CSSW01
3/8"	30CSSW02
1/2"	30CSSW03
3/4"	30CSSW04
1"	30CSSW05
1-1/4"	30CSSW06
1-1/2"	30CSSW07
2"	30CSSW08
2-1/2"	30CSSW09
3"	30CSSW10
4"	30CSSW11

Note: Oval handle option available (PN: P30LHOV13 sizes 1/4" to 1/2", PN: P30LHOV4 size 3/4", PN: P30LHOV56 sizes 1" to 1-1/4" and PN: P30LHOV78 sizes 1-1/2" to 2")

Manual Valves are supplied with lockable lever handles.

Consult engineering@SVF.net for additional information.