

LOG LIGHTER VALVES



Part#	Description	Escutcheon
L102-803	1/2" Straight Valve	Chrome
L102-804PB	1/2" Straight Valve	Polished Brass
L102-813	1/2" Angle Valve	Chrome
L102-814PB	1/2" Angle Valve	Polished Brass
L102-827	10" Brass Key	

SHUT OFF VALVES



FNPT X FNPT

Part#	Size	Carton Qty.	Side Tap
J101-402	3/8" FNPT	12	NO
J101-403	1/2" FNPT	12	NO
J101-404	3/4" FNPT	12	NO
L102-105	1" FNPT	10	NO
J102-302	3/8" FNPT	10	YES
J102-303	1/2" FNPT	10	YES
J102-304	3/4" FNPT	10	YES



FNPT X FLARE

Part#	Size	Carton Qty.	Side Tap
J101-502	1/2" FNPT x 3/8" FL	14	NO
J101-503	1/2" FNPT x 1/2" FL	14	NO
L102-118	3/4" FNPT x 1/2" FL	10	NO
J101-504	3/4" FNPT x 5/8" FL	10	NO



FLARE X FLARE

Part#	Size	Carton Qty.	Side Tap
J101-601	3/8" FL x 1/2" FL	12	NO
J101-602	3/8" FL x 3/8" FL	12	NO
J101-603	1/2" FL x 1/2" FL	12	NO
J101-604	5/8" FL x 5/8" FL	12	NO
J102-402	3/8" FL x 3/8" FL	10	YES
J102-403	1/2" FL x 1/2" FL	12	YES
J102-404	5/8" FL x 5/8" FL	10	YES



MNPT X FLARE

Part#	Size	Carton Qty.	Side Tap
J101-702	1/2" MNPT x 3/8" FL	12	NO
J101-703	1/2" MNPT x 1/2" FL	12	NO
J102-413	3/4" MNPT x 3/8" FL	10	YES

HEATER VALVES



ANGLE HEATER VALVE

Part#	Size
ME-90NL-02	3/8" x 1/4"
ME-90NL-03	3/8" x 3/8"



STRAIGHT HEATER VALVE

Part#	Size
ME-82NL-02	3/8" x 1/4"

GAS GRILL QUICK CLOSING COUPLINGS

TYPE 1 COUPLINGS



MG1855-A03
 TYPE 1 COUPLING
 1/4" NPT X 1-5/16" ACME

Connects the grill regulator to the Sherwood 3349 (Type 1) valves shown on pg 7. Provides up to 200,000 btu/hr excess flow protection and thermal shutoff protection for grill cylinders.

TYPE 2 COUPLINGS

Male Quick-disconnect by 1/4" MNPT Plug

Connects the grill regulator to a quick-disconnect cylinder valve .



5LPA8C



5LP510BK

Quick-Disconnect Adaptor for Standard POL Valves.



5LP510CK2

Gas Grill "Quick Connect" Kit converts standard POL valve to Type 2 quick disconnect valve



MG 150# 20674
 Grill hose and regulator assembly

BRASS PIPE FITTINGS



BRASS NIPPLE

Part #	MNPT	Length
B122AA	1/8"	Close w/ hex
B122CC	1/4"	Close w/ hex
B113C	1/4"	Close
B113C11/2	1/4"	1 1/2"
B113C2	1/4"	2"
B113C21/2	1/4"	2 1/2"
B113C3	1/4"	3"
B122EE	3/8"	Close w/ hex
B113E2	3/8"	2"
B113F11/2	1/2"	1 1/2"
B113F2	1/2"	2"
B113F3	1/2"	3"
B113F4	1/2"	4"
B113F5	1/2"	5"
B113F6	1/2"	6"
B113K11/2	3/4"	1 1/2"
B113K2	3/4"	2"
B113K5	3/4"	5"



BUSHING

Part #	MNPT	FNPT
B110CA	1/4"	1/8"
B110EA	3/8"	1/8"
B110EC	3/8"	1/4"
B110FA	1/2"	1/8"
B110FC	1/2"	1/4"
B110FE	1/2"	3/8"
B110KC	3/4"	1/4"
B110KF	3/4"	1/2"
B110MK	1"	3/4"



COUPLER

Part #	FNPT	FNPT
B103C	1/4"	1/4"
B103E	3/8"	3/8"



ADAPTOR
 Female to Male

Part #	FNPT	MNPT
B120CA	1/4"	1/8"
B120EC	3/8"	1/4"



PLUG

Part #	MNPT
B121C	1/4"
B121E	3/8"



CROSS

Part #	FNPT
B102C	1/4"
B102F	1/2"



ADAPTOR

Part #	FNPT
ME-24C	1/4" MPT x 9/16" LH



TEE

Part #	FNPT
B101A	1/8"
B101C	1/4"
B101E	3/8"
B101F	1/2"
B101K	3/4"



ELBOW

Part #	FNPT
B100C	1/4"
B100E	3/8" (3000psi)
B100F	1/2"
B100K	3/4"



STREET ELBOW

Part #	NPT (Forged Brass)
B116A	1/8"
B116C	1/4"
B116E	3/8"



STREET TEE

Part #	Size
B105A	1/8"

FLARED FITTINGS - SAE 45° FLARE

Most fittings are packaged 25 to a bag.

FLARE NUT



Item #	Flare
NS4C	1/4
NS4E	3/8
NS4F	1/2
NS4I	5/8
NS4K	3/4



REDUCING FLARE NUT

Item #	Flare x Flare
NRS4EC	3/8 x 1/4
NRS4FE	1/2 x 3/8
NRS4IF	5/8 x 1/2



COUPLING *

FLARE TO MALE PIPE THREAD

* Add "L" prefix to part number for a long coupling

Item #	Flare x MPT
48CA	1/4 x 1/8
48CC	1/4 x 1/4
48CE	1/4 x 3/8
48EA	3/8 x 1/8
48EC	3/8 x 1/4
48EE	3/8 x 3/8
48EF	3/8 x 1/2
48EK	3/8 x 3/4
48FC	1/2 x 1/4
48FE	1/2 x 3/8
48FF	1/2 x 1/2
48FK	1/2 x 3/4
48IF	5/8 x 1/2
48IK	5/8 x 3/4
48KF	3/4 x 1/2
48KK	3/4 x 3/4



FLARE TO FLARE

Item #	Flare x Flare
42C	1/4 x 1/4
42E	3/8 x 3/8
42F	1/2 x 1/2
42I	5/8 x 5/8
42K	3/4 x 3/4



FLARE TO FEMALE PIPE THREAD

Item #	Flare x FPT
46CC	1/4 x 1/4
46EC	3/8 x 1/4
46EE	3/8 x 3/8
46EF	3/8 x 1/2
46EK	3/8 x 3/4
46FC	1/2 x 1/4
46FE	1/2 x 3/8
46FF	1/2 x 1/2
46FK	1/2 x 3/4
46IF	5/8 x 1/2
46IK	5/8 x 3/4
46KF	3/4 x 1/2
46KK	3/4 x 3/4



REDUCING COUPLING

Flare to Flare

Item #	Flare x Flare
42EC	3/8 x 1/4
42FC	1/2 x 1/4
42FE	1/2 x 3/8
42IE	5/8 x 3/8
42IF	5/8 x 1/2
42KF	3/4 x 1/2
42KI	3/4 x 5/8



FORGED ELBOW*

Flare to Male Pipe Thread

Item #	Flare x MPT
49CA	1/4 x 1/8
49CC	1/4 x 1/4
49CE	1/4 x 3/8
49EC	3/8 x 1/4
49EE	3/8 x 3/8
49EF	3/8 x 1/2
49EK	3/8 x 3/4
49FC	1/2 x 1/4
49FE	1/2 x 3/8
49FF	1/2 x 1/2
49FK	1/2 x 3/4
49IE	5/8 x 3/8
49IF	5/8 x 1/2
49IK	5/8 x 3/4
49KK	3/4 x 3/4

* For 45° elbow, substitute 47 for 49 in the item number

FLARED FITTINGS (CONTINUED)

FLARE TO FLARE



Item #	Flare x Flare
55C	1/4 x 1/4
55E	3/8 x 3/8
55F	1/2 x 1/2
55I	5/8 x 5/8
55K	3/4 x 3/4
55FE	1/2 x 3/8
55IE	5/8 x 3/8
55IF	5/8 x 1/2

FORGED TEE
 Flare to Flare to
 Male Pipe Thread




Item #	Flare X MPT
45EEC	3/8 x 1/4
45EEE	3/8 x 3/8
45EEF	3/8 x 1/2
45FFE	1/2 x 3/8
45FFF	1/2 x 1/2
45IIF	5/8 x 1/2

FLARE TO FEMALE PIPE THREAD



Item #	Flare x FPT
54CC	1/4 x 1/4
54EC	3/8 x 1/4
54EE	3/8 x 3/8
54EF	3/8 x 1/2
54EK	3/8 x 3/4
54FC	1/2 x 1/4
54FE	1/2 x 3/8
54FF	1/2 x 1/2
54FK	1/2 x 3/4
54IF	5/8 x 1/2
54IK	5/8 x 3/4

Flare to Flare to Flare




Item #	Flare
44C	1/4
44E	3/8
44F	1/2
44I	5/8
44K	3/4

FORGED CONNECTOR
 Swivel Connector



Item #	Flare
US4C	1/4
US4E	3/8
US4F	1/2
US4I	5/8
US4K	3/4

FORGED REDUCING TEE
 Flare to Flare to Flare



Item #	A	B	C
44EEF	3/8	3/8	1/2
44EEI	3/8	3/8	5/8
44FEE	1/2	3/8	3/8
44FEF	1/2	3/8	1/2
44FFE	1/2	1/2	3/8
44FFI	1/2	1/2	5/8
44IFF	5/8	1/2	1/2
44IFI	5/8	1/2	5/8
44IIE	5/8	5/8	3/8
44IIF	5/8	5/8	1/2

PLUG AND CAP
 Flare Fitting Plug



Item #	Flare
P2C	1/4
P2E	3/8
P2F	1/2
P2I	5/8
P2K	3/4

FORGED CROSS



Item #	Flare
C1E	3/8
C1F	1/2
C1I	5/8

Flare Fitting Cap



Item #	Flare
N5C	1/4
N5E	3/8
N5F	1/2
N5I	5/8
N5K	3/4

SEAL BONNET



Item #	Tubing O.D. Size
B1C	1/4"
B1D	3/8"
B1E	1/2"
B1F	5/8"
B1I	3/4"

STANDARD PIPE NIPPLES

PIPE SIZING CODE

PIPE I.D.	CODE (**)	PIPE LENGTH	CODE (##)
1/8"	01	CLOSE	0
1/4"	02	1 1/2"	15
3/8"	03	2"	20
1/2"	04	2 1/2"	25
3/4"	06	3"	30
1"	08	3 1/2"	35
1 1/4"	10	4"	40
1 1/2"	12	4 1/2"	45
2"	16	5"	50
3"	32	Etc.	Etc.

SCHEDULE 40 BLACK MALLEABLE PIPE NIPPLE

Item #	Pipe Sizes	Lengths
40N**X##B	3/8" - 1 1/4"	Close - 12"

- Example - 1/2" x 3" nipple would be 40N04X30B

SCHEDULE 40 GALVANIZED PIPE NIPPLE

Item #	Pipe Sizes	Lengths
40N**X##G	3/8" - 1 1/4"	Close - 12"

- Example - 1/2" x 3" nipple would be 40N04X30G



SCHEDULE 80 EXTRA HEAVY PIPE NIPPLE

Item #	Pipe Sizes	Lengths
N**X##	1/4" - 3"	Close - 12"

- Example - 1/2" x 3" nipple would be N04X30

SCH. 40 BLACK PIPE

SCHEDULE 40	
ITEM #	SIZES
Z**40	3/8" - 3"

- Sch. 40 pipe comes threaded and coupled
- Add CW to the part number for coated and wrapped pipe (Special Order)



FORGED STEEL REDUCER

FEMALE PIPE THREAD (A)

FEMALE PIPE THREAD (B)	1/4"	3/8"	1/2"	3/4"	1"	1 1/4"	1 1/2"	2"	3"
1/8"	CR02X01	CR03X01	CR04X01	CR06X01	CR08X01	CR10X01	CR12X01	CR16X01	CR24X01
1/4"		CR03X02	CR04X02	CR06X02	CR08X02	CR10X02	CR12X02	CR16X02	CR24X02
3/8"			CR04X03	CR06X03	CR08X03	CR10X03	CR12X03	CR16X03	CR24X03
1/2"				CR06X04	CR08X04	CR10X04	CR12X04	CR16X04	CR24X04
3/4"					CR08X06	CR10X06	CR12X06	CR16X06	CR24X06
1"						CR10X08	CR12X08	CR16X08	CR24X08
1 1/4"							CR12X10	CR16X10	CR24X10
1 1/2"								CR16X12	CR24X12
2"									CR24X16

SCHEDULE 40 BUSHING (BLACK OR GALVANIZED)

For galvanized bushings, substitute suffix G for B in part number.



MALE PIPE THREAD (A)

FEMALE PIPE THREAD (B)	3/8"	1/2"	3/4"	1"	1 1/4"
1/4"	40B03X02B	40B04X02B	40B06X02B	40B08X02B	40B10X02B
3/8"		40B04X03B	40B06X03B	40B08X03B	40B10X03B
1/2"			40B06X04B	40B08X04B	40B10X04B
3/4"				40B08X06B	40B10X06B
1"					40B10X08B

STANDARD SCHEDULE 40 PIPE FITTING (BLACK OR GALVANIZED)



For galvanized fittings, substitute suffix G for B in part number.

ITEM	1/4"	3/8"	1/2"	3/4"	1"	1 1/4"	1 1/2"	2"
45° Elbow	40E0245B	40E0345B	40E0445B	40E0645B	40E0845B	40E1045B	40E1245B	40E1645B
90° Elbow	40E0290B	40E0390B	40E0490B	40E0690B	40E0890B	40E1090B	40E1290B	40E1690B
90° Street Elbow	40ES0290B	40ES0390B	40ES0490B	40ES0690B	40ES0890B	40ES1090B	40ES1290B	40ES1690B
Coupling	40CP02B	40CP03B	40CP04B	40CP06B	40CP08B	40CP10B	40CP12B	40CP16B
Union								
Tee	40T02B	40T03B	40T04B	40T06B	40T08B	40T10B	40T12B	40T16B
Cap	40C02B	40C03B	40C04B	40C06B	40C08B	40C10B	40C12B	40C16B
Plug	40SP02B	40SP03B	40SP04B	40SP06B	40SP08B	40SP10B	40SP12B	40SP16B
Union	40U02B	40U03B	40U04B	40U06B	40U08B	40U10B	40U12B	40U16B

SCHEDULE 40 STANDARD
 REDUCING COUPLING (BLACK OR
 GALVANIZED)



For galvanized couplings, substitute
 suffix G for B in part number.

PART #	SIZE
40CR04X03B	1/2" X 3/8"
40CR06X04B	3/4" X 1/2"
40CR08X04B	1" X 1/2"
40CR08X06B	1" X 3/4"

SCHEDULE 40 STANDARD
 REDUCING 90° ELBOW (BLACK
 OR GALVANIZED)



For galvanized elbow, substitute suffix G for B
 in part number.

PART #	SIZE
40ER06X04B	3/4" X 1/2"
40ER08X04B	1" X 1/2"
40ER08X06B	1" X 3/4"
40ER10X08B	1 1/4" X 1"

TracPipe™

FLEXIBLE GAS PIPING SYSTEM



CORRUGATED STAINLESS STEEL TUBING

Conventional	Size	Pkg. Qty. (Reel)
SS4-375-100	3/8"	100'
SS4-375-250	3/8"	250'
SS4-500-50	1/2"	50'
SS4-500-100	1/2"	100'
SS4-500-250	1/2"	250'
SS4-500-500	1/2"	500'
SS4-750-100	3/4"	100'
SS4-750-250	3/4"	250'
SS4-100-100	1"	100'
SS4-100-180	1"	180'
SS4-125-150	1 1/4"	150'
SS4-125-250	1 1/4"	250'
SS4-150-150	1 1/2"	150'
SS4-150-250	1 1/2"	250'
SS4-200-150	2"	150'




AUTOFLARE STRAIGHT MECHANICAL FITTING

Brass AutoFlare insert



Item #	Tubing Size	Pipe Size	Box Qty.	Spare Split Rings
FST-375N	3/8"	3/8" MPT	24	RING-375
FST-375	3/8"	1/2" MPT	24	RING-375
FSTF-375	3/8"	1/2" FPT	24	RING-375
FST-500	1/2"	1/2" MPT	24	RING-500
FSTF-500	1/2"	1/2" FPT	24	RING-500
RST-500-750	1/2"	3/4" MPT	24	RING-500
FST-750	3/4"	3/4" MPT	16	RING-750
FSTF-750	3/4"	3/4" FPT	16	RING-750
RST-750-500	3/4"	1/2" MPT	16	RING-750
FST-1000	1"	1" MPT	16	RING-1000
FSTF-1000	1"	1" FPT	16	RING-1000
RST-1000-750	1"	3/4" MPT	16	RING-1000
FST-1250	1 1/4"	1 1/4" MPT	6	RING-1250
FST-1500	1 1/2"	1 1/2" MPT	4	RING-1500
FST-2000	2"	2" MPT	4	RING-2000



COUPLING

Item #	Size	Pkg. Qty.
CPLG-375	3/8"	each
CPLG-500	1/2"	each
CPLG-750	3/4"	each
CPLG-1000	1"	each
CPLG-1250	1 1/4"	6/box
CPLG-1500	1 1/2"	4/box
CPLG-2000	2"	4/box



MULTI-PORT MANIFOLD

Item #	Inlets	Outlets	Coated
MI-4L	1/2" & 3/4"	Four 1/2"	No
MI-PC	1/2" & 3/4"	Four 1/2"	Yes
MI-PC-1X	1" & 1 1/4"	Four 3/4"	Yes
MI-PC-2X	1 1/2" & 2"	Four 1"	Yes



MAXITROL PRESSURE REGULATOR

The 1/2" & 3/4" regulators include an approved vent limiter for indoor installations. The 1 1/4" needs to be vented to the outside.

Item #	Size	BTU Capacity
REG-3P	1/2"	280,000
REG-5A	3/4"	650,000
M325-7-1 1/4	1 1/4"	900,000



FLANGE MOUNT FITTING

Poly-coated malleable iron flange with AutoFlare straight or 90° elbow brass fitting.

Item #	Size	Fitting	Flange	Pkg. Qty.
BFF-375	3/8"	straight	iron	12
ELLB-375	3/8"	elbow	iron	each
BFF-500	1/2"	straight	iron	12
ELLB-500	1/2"	elbow	iron	each
BFF-750	3/4"	straight	iron	8
BFF-1000	1"	straight	iron	8
BFF-1250	1 1/4"	straight	iron	4

TRACPIPE FLEXIBLE GAS PIPING SYSTEM (CONTINUED)



FGP-TERMBRAC
 Flange L Bracket

TERMINATION MOUNT FITTINGS

Includes brass Auto Flare fitting® for easier attachment for stud or floor mounting. Eliminates L-Bracket.



Item#	Description	Size	Pkg. Qty.
TM-375	Termination Mount	3/8"	12/box
TM-500	Termination Mount	1/2"	12/box
TM-750	Termination Mount	3/4"	8/box
TM-1000	Termination Mount	1"	8/box
90TM-375	90° Termination Mount	3/8"	8/box
90TM-500	90° Termination Mount	1/2"	8/box
MT6-500	6" Meter Termination	1/2"	1 each
MT6-750	6" Meter Termination	3/4"	1 each
MT6-1000	6" Meter Termination	1"	1 each
MT12-500	12" Meter Termination	1/2"	1 each
MT12-750	12" Meter Termination	3/4"	1 each
MT12-1000	12" Meter Termination	1"	1 each

BRACKETS AND STUB-OUTS

Item #	Description	Size	Pkg. Qty.
FGP-KVB-375	Key Valve Bracket	3/8"	18/BOX
FGP-KVB-500	Key Valve Bracket	1/2"	18/BOX
FGP-1X6 MT	1"x6" Meter Term Stub-out	1" x 6"	20/BOX
FGP-1X12 MT	1"x12" Meter Term Stub-out	1" x 12"	20/BOX
FGP-STUD-BRAC	Meter Stub Bracket	all	8/BOX
FGP-ASP-500	Appliance Stub-out	1/2" x 2-1/2"	25/BOX
FGP-FPT-500	Fireplace Stub-out	1/2"x 6"	25/BOX

INSTALLATION HANGER BRACKET



Item #	For TracPipe Size
A552-L	3/8"
A553-L	1/2"
A554-L	3/4"

TRACPIPE FLEXIBLE GAS PIPING SYSTEM (CONTINUED)



TEE FITTING
TracPipe X Pipe Outlet

Item #	Pipe Size	Tubing Size	Pkg. Qty.
T500-500	1/2" FNPT	1/2"	14/box
T500-750	3/4" MNPT	1/2"	12/box
T750-750	3/4" FNPT	3/4"	12/box
T1000-1000	1" FNPT	1"	10/box
T750-500	1/2" FNPT	3/4"	12/box



TEE FITTING
TracPipe X TracPipe Outlet

Item #	Inlet	Outlet	Pkg. Qty.
TF500-T500	1/2"	1/2"	14/box
TF750-T500	3/4"	1/2"	12/box
TF750-T750	3/4"	3/4"	12/box
TF1000-T500	1"	1/2"	10/box
TF1000-T750	1"	3/4"	10/box
TF1000-T1000	1"	1"	10/box



REDUCER TEE

Item #	Size Run x Run x Branch	Pkg. Qty.
FGP-RT-501	1/2" x 3/8" x 3/8"	14/box
FGP-RT-751	3/4" x 1/2" x 3/8"	12/box
FGP-RT-752	3/4" x 1/2" x 1/2"	12/box
FGP-RT-1001	1" x 3/4" x 1/2"	10/box
FGP-RT-1002	1" x 3/4" x 3/4"	10/box



FLOPPY STRIP WOUND CONDUIT
Type RW galvanized steel.

Item #	For tubing size	Size	Pkg. Qty. (Coil)
FPY-375	3/8"	3/4"	50'
FPY-500	1/2"	1"	50'
FPY-750	3/4"	1 1/4"	25'
FPY-1000	1"	1 1/2"	25'
FPY-1250	1 1/4"	2"	25'
FPY-1500	1 1/2"	2 1/2"	25'
FPY-2000	2"	3"	25'



STRIKER PLATES
Carbon steel hardened plates.



Item #	Plate	Size	Pkg. Qty.
SP-100	Full	3" x 12"	each
SP-050	Half	3" x 7"	each
SP-025	Quarter	3" x 7"	each
SP-617	Full flat	6 1/2" x 17"	each



FGP-MB2
Manifold bracket



FGP-LC
Load center w/ bracket



SILICONE OUTDOOR TAPE

Part #	Description	Pkg.
915-10H-12	1" x 12 yard	roll



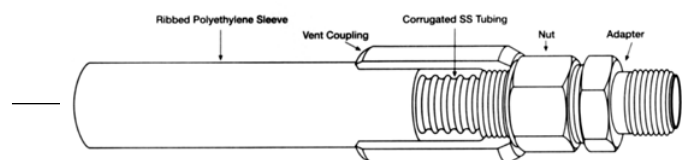
WALL BOX
WBT-500
Built in 90° Valve 1/2" NPT



FGP-ITAG-50
INSTALLATION TAG

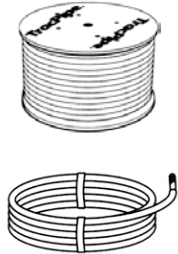
TRACPIPE® PS-II UNDERGROUND GAS PIPING PATENTED

Now available! TracPipe PS-II is a pre-sleeved gas installation system for underground, rooftop, or exterior wall applications that is more cost-effective and easier to install vs. our original TracPipe PS system.



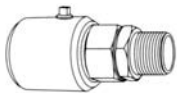
TRACPIPE PS-II UNDERGROUND GAS PIPING (CONTINUED)

TUBING



Item #	Size	Reel Length
FPG-UGP-375-250	3/8"	250 ft./reel
FPG-UGP-500-250	1/2"	250 ft./reel
FPG-UGP-750-250	3/4"	250 ft./reel
FPG-UGP-100-250	1"	250 ft./reel
FPG-UGP-125-150	1 1/4"	150 ft./reel
FPG-UGP-150-150	1 1/2"	150 ft./reel
FPG-UGP-200-150	2"	150 ft./reel

MALE ADAPTER



Item #	Size	Pkg. Qty.
FPG-UGP-375	3/8" NPT Male	25/box
FPG-UGP-500	1/2" NPT Male	20/box
FPG-UGP-750	3/4" NPT Male	16/box
FPG-UGP-1000	1" NPT Male	9/box
FPG-UGP-1250	1 1/4" NPT Male	9/box
FPG-UGP-1500	1 1/2" NPT Male	9/box
FPG-UGP-2000	2" NPT Male	5/box

COUPLING



Item #	Size	Pkg. Qty.
FPG-UGC-375	3/8" T/P Coupling	25/box
FPG-UGC-500	1/2" T/P Coupling	20/box
FPG-UGC-750	3/4" T/P Coupling	16/box
FPG-UGC-1000	1" T/P Coupling	9/box
FPG-UGC-1250	1 1/4" T/P Coupling	9/box
FPG-UGC-1500	1 1/2" T/P Coupling	8/box
FPG-UGC-2000	2" T/P Coupling	5/box

PRESSURE GAUGES

LOW PRESSURE GAUGE

2 1/2" Dial, 1/4" NPT Inlet
 0-35" WC, 0-20 Oz.



Item #	Description
ME-60P-S	Replacement gauge with hose
50P-2	Gauge w/ hose mounted in plastic case
1D4976	Hose Adaptor
1E4840	Replacement hose only
ME-60H	Replacement hose (includes adaptor) for ME-50P-5
50-2	W.C. gauge w/1/4" MNPT

LOW PRESSURE TEST ADAPTERS

Used for installing a test port in copper tubing lines.



Item #	Size
ME-1328	3/8" M x F flare
ME-1331	1/2" M x F flare
ME-1332	5/8" M x F flare

QTL051 SERVICEMAN'S FRIEND

For use with flow meters, manometers, and other pressure test equipment. One end is 1/8" MNPT, 1/4" MNPT, and special 5/16" x 32 thread. Other end has regular hose fitting and 1/8" MNPT. Hose can be used on either end.



HIGH PRESSURE GAUGE

2" Dial, 1/4" NPT Bottom or Back Inlet



Pressure Range	Bottom Inlet	Back Inlet
0-5 #	ME-J499	—
0-15 #	ME-J500	ME-J510
0-30 #	ME-J501	ME-J511
0-60 #	ME-J502	ME-J512
0-100 #	ME-J503	ME-J513
0-200 #	ME-J504	—
0-300 #	ME-J506	ME-J516
0-400 #	ME-J542*	—

* For LPG or NH3 Service

BRASS CASE HIGH PRESSURE GAUGE

2" Dial, 1/4" NPT Bottom Inlet



Item #	Pressure Range
B115-30	0-30 #
B115-60	0-60 #
B115-100	0-100 #
B115-300	0-300 #

PRESSURE GAUGES (CONTINUED)



D2020 MAGNAHELIC PRESSURE GAUGE

4" Dial, 1/8" high and low pressure taps. Indicates positive, negative, or differential pressure. Rated total pressure: -20"Hg. to 15 psig.

DA432 CARRYING CASE

PRESSURE TEST ASSEMBLIES



STA-1

This pressure test assembly is to check for possible gas leaks in piping systems where service is interrupted, such as "out of gas" conditions. It is not to be used as the only means of testing new gas systems or existing systems where new equipment is installed. See NFPA54 for leak testing requirements in these systems. Schraeder valve and hardshell carrying case included.



STA-2

Male X Female POL flexible tool for pressure testing service lines following out of gas calls. Installs between the service valve and regulator pigtail.

- Flexible design allows for easy installation with minimum movement of pigtail, even in underground tanks.
- Shut-off valve prevents leaking service valve from affecting pressure test.
- Shipped in a hardshell plastic case.

WATER MANOMETERS



D1211-16 SLACK TUBE MANOMETER

Handy roll-up type manometer with laboratory accuracy. Furnished with magnetic clips and open and close connectors. 8" - 0 - 8" range.



D1212 SLACK TUBE MANOMETER KIT

Kit includes:

- D1211-16 slack tube manometer
- Plastic carrying case
- 3/4 oz. bottle of fluorescent green color concentrate with wetting agent
- Two 1/8" pipe thread rubber tubing adaptors
- 1/8" to 1/4" pipe thread bushing
- 3' of 1/4" ID rubber tubing
- Rubber tubing adaptor to fit standard 7/16" spud.



D1222

Economy Water Manometer
Rigid manometer with 2 magnets, bottle of dye, and 3' of 5/16" ID tubing.

EESL1006

Replacement Hose

ELECTRONIC MANOMETER



EM150

The EM150 provides a simple, time conscious alternative to U-tube pressure testing. This unit measures $\pm 20"$ W.C. Ideal for testing residential and light commercial scenarios. The rugged EM150 has a protective rubber boot and integrated magnet. Unit comes with tubing and adapter. The EM150 is designed to measure at an accuracy of $\pm 1.5\%$.

Features:

- Auto power off
- Rubber boot with built in magnet
- .05 resolution below 9.95"
- -20 to +20" measurement range
- Battery life of 50 hours (min.) with alkaline battery

Accessories:

- AC319 - Soft shell carrying case
- BF100 - Replacement brass adaptor

INTEGRAL TWO STAGE PROPANE REGULATORS



Streamline 720 Series

These regulators have compact technology and two 1/8" NPT gauge ports. These regulators also have flow control technology, which prevents downstream pressure from exceeding 2 psi without high capacity venting to the atmosphere. -12 in a case

Mounting plate: 700-1

ITEM #	CAPACITY	INLET	OUTLET	OUT PRES.
720C	160,000	1/4"	3/8"	(NON ADJ.)
720A	250,000	1/4"	3/8"	11"
720B	500,000	1/4"	1/2"	11"

(*Capacities is based on inlet pressure as low as 25 psig at 9" WC outlet pressure.)



MG290-00

Economical regulator for small loads. 11" outlet pressure.

ITEM#	CAPACITY	INLET	OUTLET
MG290-00	90,000 BTU	1/4"	3/8"

APPLIANCE REGULATORS FOR 2PSI PROPANE SYSTEMS



Maxitrol/Oara Regulator

The 1/2" and 3/4" regulators include an approved vent limiter for indoor installations. The 1 1/4" must be vented to the outside.

ITEM #	CAPACITY	INLET	OUTLET	OUT PRES.
REG-3P	280,000	1/2"	1/2"	11"
REG-5A	650,000	3/4"	3/4"	11"
M325-7-11/4	900,000	1 1/4"	1 1/4"	11"

Accessories: Maxicap-3 Cover for Reg-3P
 Maxicap-5 Cover for Reg-5A

AUTOMATIC CHANGEOVER PROPANE REGULATOR



MG254--00

ITEM#	CAPACITY	INLET	OUTLET
MG254-00	130,000	1/4" INV. FL.	3/8"
RCI-24	Remote Changeover Indicator		

OUTDOOR GRILL/FISH COOKER PROPANE REGULATORS



TVL-202

This UL Listed regulator by Rotarex offers greater flexibility with outdoor installations. The TVL-202 has a BTU capacity of 140,000 BTU's. The TVL-202 comes with the Qcc adaptor installed as shown.

ITEM#	CAPACITY	INLET	OUTLET	OUT. PRES.
TVL-202	140,000	1/4"	QCC	11"



230 SERIES

Drip lip vent for vertical installations. Low pressure.

ITEM#	CAPACITY	INLET	OUTLET	OUT. PRES.
MG230-00	140,000	1/4"	3/8"	11"
MG224-00	140,000	MPOL	3/8"	11"



130 SERIES

High pressure, non-adjustable.

ITEM#	INLET	OUTLET	OUTLET PRESSURE
MG130#139	1/4"	1/4"	10 psig
MG130#146	MPOL	1/4"	10 psig
MG130#20150	1/4"	1/4"	2 psig



710A

Handwheel Adjustment

1/8" FNPT Gauge Port

ITEM#	CAPACITY	INLET	OUTLET	OUT. PRES. (ADJ. RANGE)
710A	1,200,000	1/4" FNPT	1/4" FNPT	40# (30 - 60)
710B	1,200,000	1/4" FNPT	1/4" FNPT	20# (3 - 60)

MARSHALL BRASS


MG350-00

Capacity: 280,000 BTU
 Will function as a shut-off valve.



ITEM#	INLET	OUTLET	OUTLET PRESSURE
MG350-00	1/4"	1/4"	0-18 PSIG

HOSE ADAPTORS / KITS



MG535-00 EXTEND-A-FLOW KIT

The Extend-A-Flow kit allows you to connect small portable appliances, normally fueled by disposable cylinders, to the existing LP gas supply of a recreational vehicle, cottage, or propane gas grill, without interrupting the supply of regulated fuel to the system.

MG535-00 contains: **MG415 Tee**

MPOL x FPOL x 1"-20MNPT

MG42421-144 Hose

12' long, 1"-20 male swivel x 1"-20 female swivel



MG536-00 / MG537-00 EXTEND-A-STAY KITS

The Extend-A-Stay kit is made for motorhome owners with a permanently mounted tank who want to stay at one location for some period of time. It connects the motor home to an auxiliary cylinder or tank, thus eliminating the need to periodically move the motorhome just to fill its permanently mounted tank.

MG536-00 contains:

MG420 Tee

MPOL x FPOL x 1"-20 MNPT w/ cap x 1/4" female inverted flare

MG40401-60 Pigtail

5' long, MPOL and 1/4" male inverted flare

MG537-00 contains: **MG420 Tee**

MPOL x FPOL x 1"-20 MNPT w/ cap x 1/4" female inverted flare

MG40401-60 Pigtail

5' long, MPOL and 1/4" male inverted flare

MG42421-144 Hose

12' long, 1"-20 male swivel x 1"-20 female swivel



MG415 EXTEND-A-FLOW TEE

MG415 has a male POL inlet by female POL outlet and 1"-20 male outlet with cap and retaining strap. The 1"-20 male outlet is equipped with a back check shutoff valve.



MG420P EXTEND-A-STAY TEE

Same as MG415 except the MG420 has an additional 1/4" female inverted flare side outlet w/ cap for attaching a POL x 1/4" male inverted



MG480P

SECOND CHANCE GRILL ADAPTER
 Hooks up grill to an RV propane system.



MG483 CAP AND STRAP

Protective cap for 1"-20 male disposable cylinder connections. Protects threads and keeps out foreign material.



MG414 ADD-A-TEE

Equipped with two (2) 1"-20 male connections with shutoffs and safety caps and straps, and a female 1"-20 connection. The Add-A-Tee can be attached to the MG415 Extend-A-Flow tee so that two or more applications can be attached and operated.



ME-413 TEE-FOR-TWO

Equipped with a handwheel soft-nosed POL inlet connection and two (2) 1"-20 male outlet connections with shutoffs and safety caps and straps. Permits the operation of two portable appliances from the same fuel source.



MG475 ADAPTOR

Equipped with 60 drill orifice handwheel soft-nosed POL inlet by 1"-20 male outlet connection with shutoff. Can be used to connect MG42421-144 Extend-A-Flow hose to standard propane cylinders.



MG42421-60 MG42421-144

Hose assemblies are 5' and 12' long respectively with a 1"-20 male swivel connection on one end and a 1"-20 female swivel connection on the other. Uses 1/4" ID high pressure UL listed hose.



MG40407-36 / MG40407-48 MG40407-60 / MG40407-72 MG40407-144 ADAPTOR HOSE ASSEMBLY

Equipped with handwheel soft-nose POL inlet by 1"-20 male swivel outlet with shutoff. Used to connect appliances with 1"-20 connections to large cylinders or tanks.

QUICK DISCONNECT COUPLINGS



HIGH AND LOW PRESSURE COUPLINGS

Item #	Description
EF276190	1/4" FNPT X 1/4" MNPT
EF276187	3/8" FNPT X 3/8" MNPT
EF276166	1/4" Male Plug Only



LOW PRESSURE COUPLINGS

Item #		Size
Socket	Plug	
H100-006	H100-506	3/8"
H100-008	H100-508	1/2"
H100-010	H100-510	3/4"
H100-012	H100-512	1"

BLOWER



B700
 HANDHELD ELECTRIC BLOWER
 FOR HEATERS, PILOTS,
 BROODERS, ETC.

GAS AND CO DETECTORS



SENSIT-TKX

- Finds leaks quickly
- High sensitivity
- Tick rate control
- Low initial cost
- Low maintenance



SENSIT-CO

- Fast response
- Backlit display
- Rotary vane pump
- Lowest cost, long life sensors
- Infrared downloading of saved data



PG1

The portable PG1 gas detector offers a faster, easier way to test for the presence of propane, butane, and natural gas leaks. Only 7 1/2" long, its compact design allows testing in the smallest areas! Powered by 2 AAA batteries.



BOLO

The BOLO is a battery operated (2 AA's) for the detection of combustible gas leaks. The unit has a folding sensor wand that detects natural gas, propane, hydrogen, butane and more. The BOLO has a variable tick rate alert, dual LED visual alert and more. Kit includes: defector, soft pouch, batteries, earphones and hard shell case.

OLYMPIAN GAS IGNITERS



GM-6B

- Piezo-electric ignition
- Refillable
- Fuel viewing window



GM-3

- Continuous ignition, will not blow out
- Refillable
- Fuel viewing window



GM-9

- 2 pack child-resistant igniters. Buy one, get one free packaging.



GM-3X

- Continuous ignition, will not blow out
- 15" flexible nozzle for hard to reach pilots
- Refillable
- Fuel viewing window



GM-12X

- Multi-spark continuous spark ignition
- No butane gas
- Automatic micro-light
- 20" flexible ignition tube

These are now available with child resistant controls.

THREAD SEALING COMPOUNDS



GASOILA SOFT-SET

Non-hardening Teflon paste. Non-toxic, easy to apply down to -40°F. Will not stain hands or clothing.

Item #	Size
FPSS05	5 oz. tube
FPSS04 - 1/4	1/4 pint
FPSS08- 1/2	1/2 pint



PLS #2

LP Gas industry's leading compound for sealing pipe joints. UL listed for propane. Spreads easily.

Item #	Size
C00203	1/4 pint (1#)
C00225	1 pint (4#)



JOMAR TEFLON PASTE

High quality multi-use Teflon easy spread thread sealant.

Item #	Size
J400-001	2 oz. tube
J400-002	1/4 pint
J400-003	1/2 pint



JOMAR "GREEN STUFF"

Slow drying, soft setting, non-hardening pipe thread compound.

Item #	Size
J400-102	1/4 pint



RECTORSEAL

Slow drying, soft setting pipe thread sealant.

Item #	Size
Y502	1/4 Pint
Y504	1/2 Pint



TEFLON TAPE

A Teflon sealant that remains plastic permanently. 520" roll

Item #	Width
TEFTAPE	1/2"
TEFTAPE-3/4	3/4"
TEFTAPE-1	1"

LIQUID LEAK DETECTOR



5 SECOND SHERLOCK LEAK DETECTOR

Item #	Description
L-TP-EB	1 pint empty bottle w/ brush
L-TP-ESB	1 pint empty spray bottle
L-TG-L	1 gallon low temperature leak detector (red)
L-TG-R	1 gallon regular leak detector (blue)

GAUGING DRILLS



GAUGING DRILL

All drills have brass handles with the size stamped on the top and side for quick reference. Individual drills are stocked in sizes 24 (Q24) through 80 (Q80).



GAUGING DRILL SET

Plastic case displays drills when opened for easy selection. Each space clearly marked for drill size.

Item #	Drill Sizes
QDS-1P*	40-80
QDS-2P*	19-60
QDS-4P	19-39

* These drill sets are available with a metal case

TUBING/TOOLS



COPPER REFRIGERATION TUBING

Part #	Coil Length	O.D. Size
Y02X50	50'	1/4"
Y03X50	50'	3/8"
Y03X100	100'	3/8"
Y04X50	50'	1/2"
Y04X100	100'	1/2"
Y05X50	50'	5/8"
Y05X100	100'	5/8"

COPPER TYPE K TUBING

Part #	Coil Length	I.D. Size
YK02X60	60'	1/4"
YK02X100	100'	1/4"
YK03X60	60'	3/8"
YK03X100	100'	3/8"
YK04X60	60'	1/2"
YK04X100	100'	1/2"

YELLOW POLYETHYLENE COATED COPPER TUBING

Coating identifies the tubing as a gas line. Easy to install and cost efficient.



Part #	Coil Length	O.D. Size
13850	50'	3/8"
138100	100'	3/8"
11250	50'	1/2"
112100	100'	1/2"
15850	50'	5/8"
158100	100'	5/8"

J TUBING CLIPS



Part #	O.D. Size
419-3/8-1/2	3/8, 1/2
419-5/8	5/8

COPPER TUBE BENDERS



Part #	O.D. Size
LC630E	3/8"
LC630F	1/2"
LC630I	5/8"



NP512 ROTHENBERGER (PAPCO) TUBE CUTTER

Replacement Part #	Description
NP512CW	Cutting Wheel
NP51250	Cutting Wheel Pin
NP51240	Retaining Ring
NP51211	Triangle Reamer



NP420 ROTHENBERGER (PAPCO) SWING RELEASE FLARING TOOL

Replacement Part #	Description
NP41900	Roller
NP42000	Roller Pin



ROL945TH ROLO-FLAIR FLARING TOOL

Replacement Part #	Description
ROL03002A	Cross Yoke Sub Assembly



ALUMINUM PILOT TUBING

Item #	Descriptions
32-203	3/16" OD 50 ft.
32-204	1/4" OD 50 ft.
32-205	5/16" OD 50 ft.



TUBE CUTTER

Item #	For Tubing Size
TC-15	3/8" - 1"
TC-20	1 1/4" - 2"
E-5272	Replacement Cutter Wheel

HOSE/FLEXIBLE CONNECTORS



1/4" AND 3/8" HOSE
 ASSEMBLIES (UP TO 350 PSI)
 Both sizes have 3/8" Female Flare Ends.

Length	1/4" HOSE	3/8" HOSE
2'	MH24H	N/A
3'	MH36H	N/A
4'	MH48H	M0348H
5'	MH60H	N/A
6'	MH72H	M0372H
8'	MH96H	N/A
10'	MH120H	M03120H
12'	MH144H	N/A
15'	MH180H	M03180H
20'	N/A	M03240H
25'	N/A	M03300H

DISPOSABLE CYLINDER ADAPTORS



RESERVE GAS ADAPTOR
 MG487
 1"-20F X F POL
 Allows you to connect a disposable cylinder to a regulator that has a POL inlet, providing a reserve gas supply to outdoor grills, etc.



ADAPTORS WITH CHECK
 VALVE SHUTOFF
 ME-493
 1"-20M X 9/16"-LH
 1"-20 male thread is the same as a disposable cylinder's male thread. Connects to hose assembly with female 9/16"-LH hose end. Has check valve shutoff with "O" ring seal.

MG417
 1"-20M X 1/4" MNPT
 Same as above but with 1/4" MNPT inlet.



ADAPTORS WITHOUT
 CHECK VALVE
 MG494
 1"-20M X 9/16"-LH
 Same as G493 without check valve.



MG491
 1"-20M X 3/8" OD Flare
 Same as above but with 3/8" OD flare.

DISPOSABLE CYLINDER ADAPTORS (CONTINUED)



MG492
 1"-20M X 1/4" FNPT
 Same as above but with 1/4" FNPT.



MG488
 1"-20F X 1/4" MNPT
 Same as above but with female 1"-20 connection.

SWIVEL ADAPTORS BY HOSE BARB



MG496
 1"-20M swivel X 1/4" ID



MG484
 1"-20F swivel X 1/4" ID

GAS OUTLET BOXES



ME-951 & ME-952 GAS BOXES

Utilizes a standard LP Gas outdoor appliance regulator and connector. Both models provide complete capacity operation at 10 psig or higher for all outdoor appliances without modification or the hassles of a 20# cylinder

Item #	Description	Color
ME-951IVY	Single 1 5/16" M.ACME/F.POL with 1/2" FNPT inlet	Ivy
ME-952IVY	Dual 1 5/16" M.ACME/F.POL with 1/2" FNPT inlet	Ivy



G0101SS-50 STAINLESS STEEL GAS OUTLET BOX

Takes Low pressure gas connection. CGA/AGA approved for indoor/outdoor use. This unit can accommodate 118MBTU LP with a rear or bottom gas connection. 3/8" quick disconnect plug included. Available in 3/8" or 1/2" NPT connection. Surface mount box.



GR0101SS-50 RECESSED STAINLESS STEEL GAS OUTLET BOX

Same unit as the G0101-SS but with slightly smaller body for use in recessed installation.



G0101-5 GAS OUTLET BOX

Economy version of the G0101 series boxes with the same great features and benefits. UV rated. PVC surface mount box.

DORMONT APPLIANCE CONNECTORS



DORMONT APPLIANCE CONNECTORS

- Flexible stainless steel
- AGA listed for indoor or outdoor use
- Now available with high temperature black epoxy coating for hearth applications

HEATER CONNECTORS
 1/4" ID - 3/8" OD

Part #*	Length	NPT Connections
D10-2122-12	12"	3/8" MXF
D10-2122-18	18"	3/8" MXF
D10-2122-24	24"	3/8" MXF
D10-2122-36	36"	3/8" MXF
D10-2122-48	48"	3/8" MXF
D10-2122-60	60"	3/8" MXF

*Add an "A" after D10 for black epoxy, i.e., D10A-2122-XX

DRYER AND FURNACE CONNECTORS
 3/8" ID - 1/2" OD

Part #*	Length	NPT Connections
D20-3132-12	12"	1/2" MXF
D20-3132-18	18"	1/2" MXF
D20-3132-24	24"	1/2" MXF
D20-3132-36	36"	1/2" MXF
D20-3132-48	48"	1/2" MXF
D20-3132-60	60"	1/2" MXF
D20-3132-72	72"	1/2" MXF

*Add an "A" after D20 for black epoxy, i.e., D20A-3122-XX

DOMESTIC RANGE CONNECTORS
 1/2" ID - 7/8" OD

Part #	Length	NPT Connections
D30-3132-12	12"	1/2" MXF
D30-3132-24	24"	1/2" MXF
D30-3132-36	36"	1/2" MXF
D30-3132-48	48"	1/2" MXF
D30-4141-24	24"	3/4" MXM
D30-4141-48	48"	3/4" MXM
D30-4142-12	12"	3/4" MXF
D30-4142-24	24"	3/4" MXF
D30-4142-36	36"	3/4" MXF
D30-4142-48	48"	3/4" MXF

CONSTRUCTION HEATERS



RED DRAGON AG-235

The AG-235 (10' hose) and AG 235 A (25' hose) are powerful, lightweight, portable heaters which are perfect for temporary indoor heating of warehouses, buildings under construction, shop areas, workshops and remodeling areas. Burn clean, efficient propane and come fully assembled. Rated at 210,000 btu/hr.



SUNSTAR HEATER

SunStar's infrared construction heaters provide exceptional on-the-job versatility. These tough, reliable and job proven heater are packed with features for both economy and rugged endurance. Built with heavy gauge steel they are designed to withstand continuous seasonal use even in severe industrial and construction type environments.

FEATURES:

- No electricity required
- No moving parts
- 100% gas shutoff safety control
- Available with both manual and thermostatic control
- Lightweight for easy transportation
- Can be shipped UPS
- CSA approved

Item #	Control	Type	Input BTU/Hr	Supply Min	Supply Max	Clearance to Combustibles	
						Top	Side
RCH100-N6C	Manual	Natural	100,000	5"W.C.	14"W.C.	54"	60"
RCH100-L6C	Manual	Propane	95,000	11"W.C.	14"W.C.	54"	60"
RCH100-N9A	Thermostatic	Natural	100,000	5"W.C.	14"W.C.	54"	60"
RCH100-L9A	Thermostatic	Propane	100,000	11"W.C.	14"W.C.	54"	60"

Dimensions: Height: 32 1/2"
 Base: 14" Round
 Shipping Weight: 40 lbs.
 Area Coverage: 1500-2500 sq. ft. (dependent of building heat loss)

MR. HEATER SMALL PORTABLE HEATERS



EMH9B

Indoor Safe! This 4000-9000 btu heater has an automatic low-oxygen shut off system. It uses a 1 lb. cylinder, or can be connected to a 20 lb. cylinder for outside use.



EMH12-T

POL connection for use with standard cylinder. 12,000 BTU/hr.



EMH24-T

Two 12,000 BTU burners. One can be used for 12,000 BTU or both for 24,000 BTU. POL connection for use w/standard cylinder.



SMALL MR. BUDDY MH4BC

3,800 BTU BaseCamp Heater. One button ignition/on function. Oxygen depletion sensor. 8" round stand uses little floor space. Heats up to 200sq. ft. Connects directly to one 1lb. disposable cylinder.

GAS LIGHTS



GAS LIGHT BRASS MHGLLPB

BaseCamp Gaslight in Brass finish. Output equal to a 70 watt bulb. Mounts with gas line either through the wall or surface mounted. Includes hard mantle for stationary structures and soft mantle for RV use.

COMPOSITE CYLINDER



R-CC COMPOSITE 16# CYLINDER

These Ragasco Cylinders visibly show the liquid level at all times. This units design gives a softer friendlier look than traditional cylinders. The handgrip has no rough edges and is 50% lighter than steel cylinders and holds the same gas volume. The R-CC cylinders are non-corrosive and test show when attacked by fire the unit reacts with a controlled burnout rather than an explosion.

PORTABLE D.O.T. CYLINDERS



5# VERTICAL

MANCHESTER STEEL VAPOR CYLINDERS



20# VERTICAL



40# VERTICAL



100# VERTICAL



420# VERTICAL

Size	Description	Item #
5#	Vertical w/ OPD	M10054
6#	Vertical w/ OPD	
10#	Vertical w/ OPD	M10228.4
11#	Vertical w/ OPD	M10393.1
20#	Vertical w/ OPD	M10504
20#	Vertical "Sureflame" OPD, w/gauge	M10504.107*
20#	Vertical w/ OPD & gauge	M10834TC.1
20#	Vertical w/OPD Quick Disconnect	M10502
20#	Horizontal w/ OPD	M10144TC.3
20#	Horizontal w/ OPD w/ gauge	M10487TC
30#	Vertical w/ OPD	M1160.8
30#	Vertical w/ OPD w/ gauge	M1166.2
30#	Horizontal w/ OPD	M1164TC.1
30#	Horizontal w/ OPD w/ gauge	M1175TC
40#	Vertical w/ OPD	M1220.13
40#	Vertical w/ OPD w/ gauge	M1222TC.2
50#	Vertical w/ 10% POL & collar	M14990TC
60#	Vertical w/ 10% POL & collar	M1426
100#	Vertical w/ 10% POL & collar	M1428
100#	Vertical w/ multivalve & collar	M1436
200#	Vertical w/ multivalve & gauge	M14205.1
420#	Vertical w/ POL, outage, fill, relief, & gauge	M1499.1
28gal	Vertical ASME w/ Multivalve & Gauge	M681438L

*Sureflame valve has a gauge in the handwheel.