





# Cast Iron Threaded Fittings Class 125, (Standard)




Square Head Plugs (Cored) Figure 387◊	Size (NPS)	Weight (lbs)	
		black	galv.
	1/2	—	—
	3/4	.132	.135
	1	.250	.281
	1 1/4	.391	.407
	1 1/2	.500	.515
	2	.815	.833
	2 1/2	1.320	1.340
	3	1.870	1.910
	3 1/2	2.500	2.600•
	4	4.00	4.000

Countersunk Plugs Figure 390▲	Size (NPS)	Weight (lbs)	
		black	galv.
	1/2	.050	.053
	3/4	.090	.100*
	1	.195	.200
	1 1/4	.320	.340
	1 1/2	.470	.480
	2	.840	1.3
	2 1/2	1.400	2.0
	3	2.250	3.0
	3 1/2	3.020	—
	4	3.760	3.9


Square Head Plugs (Solid) Figure 388	Size (NPS)	Weight (lbs)	
		black	galv.
	1/2	.100	.104
	3/4	.169	.175
	1	.320	.333
	1 1/4	.531	.546
	1 1/2	.760	.770
	2	1.230	1.250
	2 1/2	2.000	2.080
	3	3.180	3.310
	3 1/2	4.380	•


Cap Figure 381	Size (NPS)	Weight (lbs)	
		black	galv.
	2 1/2	2.55	—
	3	4.10	—
	4	6.40	—
	5	10.70	—
	6	14.20	14.60
	8	27.23	28.35

Bar Plugs Cored Figure 389	Size (NPS)	Weight (lbs)	
		black	galv.
	4	3.82	3.97
	5	6.50	6.83
	6	9.94	10.34
	8	20.26	21.00

Bar Plugs Solid Figure 380	Size (NPS)	Weight (lbs)	
		black	galv.
	4	5.68	•
	5	9.60	•
	6	14.78	•
	8	•	•

Locknut Figure 370	Size (NPS)	Min. Dimensions				Weight (lbs)	
		A (in)	B (in)	C (in)	D (in)	blk.	galv.
	2 1/2	3.500	3.180	.590	.090	1.13	1.16
	3	4.270	3.840	.670	.090	1.60	1.70
	4	5.380	5.000	.800	.130	3.50	—

floor flange bolt holes cored Figure 1006	Size (NP S)	dia. of flange (in)	no. of holes	dia. of holes (in)	Weight (lb)	
					black	galv.
	1/4	2 13/16	4	1/4	.39	.40
	3/8	3	4	1/4	.43	.45
	1/2	3 1/2	4	1/4	.73	.74
	3/4	3 1/2	4	1/4	.80	.81
	1	4	4	1/4	1.13	1.14
	1 1/4	4	4	1/4	1.14	1.15
	1 1/2	4 1/2	4	5/16	1.55	1.56
	2	5 1/2	4	5/16	2.40	2.43

◊ 1/8, 1/4, 3/8 NPS plugs furnished in steel

▲ 1/2 and 3/4 NPS countersunk plugs furnished in malleable iron

• Not stocked