

Atlas Filtri Cartridge Selector Guide



F.W. WEBB COMPANY



Flow rate: **20 GPM** (gallons per minute)**

Bathrooms: **3-4 bath****

See other side for 1 to 2.5 baths

HOUSING:

DP BIG 4.5"X 10" CLEAR SUMP
1" NPT - GAUGES & DRAIN OPTIONAL



873545



Also Available
in a **DUO**
Configuration!!

834598 (comes with
834387 & **834441**)

or **834599** (empty,
gauges and drain kit
separate)

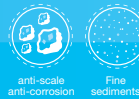
COMPLAINTS/ PROBLEMS

Sediment,
hardness,
Corrosion.
White build-up
on glassware
and showerheads.

CARTRIDGE FEATURES

SCALE-SEDIMENT FILTER 5 Micron

Melt blown polypropylene two stage sediment & scale reduction water conditioning filters



CARBON BLOCK FILTERS CTO Cartridge (Chlorine, Taste and Odor)



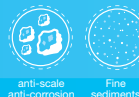
Also available in VOC CYST, VOC
CYST/LEAD and chloramine.



Sediment/Rust,
particulate,
brown/black
staining on
fixtures.

SCALE-SEDIMENT FILTER 5 Micron

Grooved media improves
sediment retention, service time,
filtration surface and flow rates.



QUICKCODE

834387



738302



HEAVY
SEDIMENT
FILTER
50 or 90 Micron



834441



OPTIONAL ACCESSORIES

734439 drain kit



734437 O-Ring (blue)
(every cartridge change)



(2) 734438 gauges



*Larger housing sizes (and DUO) and inlets available (IE 4+ bath 1.5" main)

**Estimated flow rates on standard city pressure through a new cartridge

This decision tree is based on standard city water complaints, this can be applied to private well applications but a water test would be suggested before proceeding.

Cartridge Selector Guide provided by
the Walter F. Morris Company
www.morrismerchants.com

© The Walter F. Morris Company, December 2021



Atlas Filtri Cartridge Selector Guide



F.W. WEBB COMPANY



Flow rate: 12 GPM (gallons per minute)**

Bathrooms: 1-2.5 bath**

See other side for 3 to 4 baths

HOUSING:

DP 2.5"X 10" CLEAR SUMP
3/4" NPT



834578

COMPLAINTS/ PROBLEMS

Sediment,
hardness,
Corrosion.
White build-up
on glassware
and showerheads.

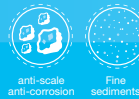
Chlorine
taste/odor,
musty smell.

Sediment/Rust,
particulate,
brown/black
staining on
fixtures.

CARTRIDGE FEATURES

SCALE-SEDIMENT FILTER 5 Micron

Melt blown polypropylene two stage sediment & scale reduction water conditioning filters



CARBON BLOCK FILTERS CTO Cartridge (Chlorine, Taste and Odor)

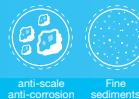


Also available in VOC CYST, VOC CYST/LEAD and chloramine.



SCALE-SEDIMENT FILTER 5 Micron

Grooved media improves sediment retention, service time, filtration surface and flow rates.



QUICKCODE

834385



738302



HEAVY
SEDIMENT
FILTER
50 or 90 Micron



834436



- Self Cleaning backwash process
- Heavy Sediment reduction
- High flow design
- Patented Technology
- 3/4", 1" & 1.5" NPT
- Flow rate up to 40 GPM

834360



OPTIONAL ACCESSORIES

734436 O-Ring (black)
(every cartridge change)



*Larger housing sizes (and DUO) and inlets available (IE 4+ bath 1.5" main)

**Estimated flow rates on standard city pressure through a new cartridge

This decision tree is based on standard city water complaints, this can be applied to private well applications but a water test would be suggested before proceeding.

Cartridge Selector Guide provided by
the Walter F. Morris Company
www.morrismerchants.com

© The Walter F. Morris Company, December 2021

