



vent-free fireplaces



*Surround Yourself With Comfort*

# Comfort that *looks* as good as it *feels*.

## ***Empire's Vent-Free Gas Fireplaces***

Just the right combination of ambiance, warmth, and comfort can be added to your home with Empire's Vent-Free Gas Fireplaces. The modulating hydraulic thermostat models regulate the temperature, and the millivolt models are thermostatic and remote-capable. The fireplaces operate by drawing in the room's existing air, heating and re-circulating the warmer air back into the room for maximum comfort.

## ***A Fireplace That's 99.9% Fuel Efficient***

Empire Comfort Systems has been designing quality heating products for more than three quarters of a century, and these models are built to last a lifetime. Empire's Vent-Free Fireplaces are 99.9% fuel efficient and design-certified in accordance with the American National Standards Institute. For maximum safety, the pilot light is equipped with an oxygen depletion sensor and an automatic shut-off valve.

## ***More Flames and More Appeal***

Empire has taken comfort to the next level by adding more flames, more logs and more appeal with the new Slope Glaze Burner System. The System's burner incorporates a glaze material that produces tall dancing flames and glowing embers. Whether you have natural or propane gas, the Slope Glaze Burner System and charred oak log set creates an inviting fire that you'll want to curl up to.



***Empire's Exclusive  
Slope Glaze Burner System***

## ***Enjoy the Benefits of Vent-Free Heating***

- Easy installation on any wall
- Maximum heat efficiency
- Safe operation with automatic shut-off

## ***Surround Yourself with Comfort***

Empire has thought of everything to warm your home comfortably, efficiently and cost-effectively. So just sit back, relax, and let Empire comfort you.

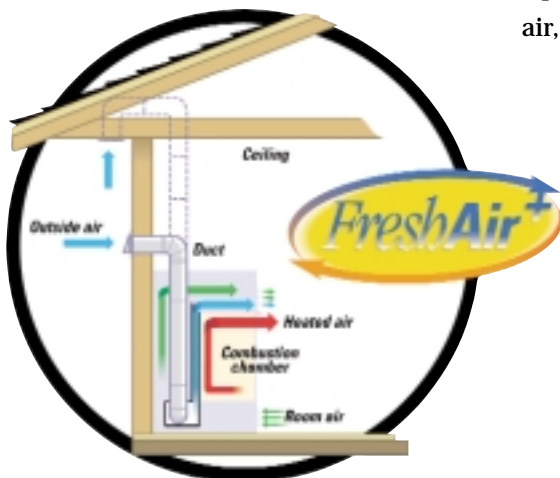
## VFHS-36

This elegant 36,000 Btu fireplace is available as a modulating hydraulic thermostat model or as a millivolt model with the Slope Glaze Burner System. Five control accessories are available for the millivolt model.

Empire offers plenty of design options to customize your vent-free fireplace. Choose from the standard black back wall or add the look of real masonry with the optional brick liner. The frame, louvers and hood come in flat black, or they can be upgraded with polished brass or black porcelain accessories.



*Custom Installed and Designed VFHS-36 with Optional Polished Brass Louvers, Frame, 2" Hood and Ceramic Brick Liner.*



*This is not a venting diagram. Please consult your Owner's Manual for venting specifications.*

To keep your fires burning longer while providing fresh air, choose the patent-pending Fresh Air Plus kit.

Fresh air is drawn in from the outside and heated before circulating it into the room.

For maximum heat distribution, an optional automatic blower is available.

Custom install your fireplace or select from a deluxe flush-mounted, full cabinet or a corner cabinet mantel. Each comes in an oak veneer or unfinished birch veneer for painting or staining.

Matching decorative bases are available for most mantels, and beautiful marble laminates and stone surrounds add that final touch to your custom-designed fireplace.



# VFHS-36 Options

Vent-Free Gas Fireplace			
Model <i>VFHS-36T</i>	Temperature Control <i>Modulating Hydraulic Thermostat</i>		
Model <i>VFHS-36R</i>	Temperature Control <i>on/off Millivolt (remote capable)</i>		
Firebox Color <i>Black</i>	Btu Input <i>36,000</i>	Shipping Weight <i>147 lbs. (one carton)</i>	
Min. Firebox Opening	Width <i>39"</i>	Height <i>36"</i>	Depth <i>21"</i>
Firebox Accessories		Hoods	
FB-BK-2	<i>Automatic Blower Kit</i>	VFFBH-36BL-4	<i>4" Flat Black Hood</i>
FB-AK-2	<i>Fresh Air Plus Kit</i>	VFFBH-36BR-2	<i>2" Polished Brass Hood</i>
EHL-36-1	<i>Ceramic Brick Liner</i>	VFFBH-36BR-4	<i>4" Polished Brass Hood</i>
EK-1	<i>Embers Kit</i>	VFFBH-36BP-2	<i>2" Black Porcelain Hood</i>
FBJB-1	<i>Junction Box Kit</i>	VFFBH-36BP-4	<i>4" Black Porcelain Hood</i>
Louvers		Frames	
FBL-36BR-2	<i>Polished Brass Louvers</i>	VFFBF-36BR-1	<i>Polished Brass Frame</i>
FBL-36BP-2	<i>Black Porcelain Louvers</i>	FBF-36BP-2	<i>Black Porcelain Frame</i>
Control Accessories (for VFHS-36R model only)			
GWSG-T	<i>Wall Thermostat, Millivolt</i>		
FRBC-1	<i>Battery Operated Remote Control</i>		
FRBTC-1	<i>Battery Operated Remote Control with Thermostat</i>		
FREC-1	<i>Electric Remote Control</i>		
FWS-1	<i>Wall Switch</i>		
Mantel Accessories		Gas Inlet	
<i>Full Cabinet, Corner Cabinet and Deluxe Flush-Mounted mantels, bases and laminates available. Uses 36" mantels and accessories. See Mantels brochure for more details.</i>		Type of Gas (State on Order)	<i>Natural or LP</i>
		Iron Pipe Size (N.P.T.)	<i>3/8"</i>
		Ignition System	<i>Standing Pilot/Piezo</i>
Warranty			
<i>All parts carry a 3-year limited warranty. Note: Empire has a policy of constantly improving quality and performance of its appliances; therefore, materials and specifications are subject to change without notice.</i>			
Installation and Safety			
<i>Refer to your Owner's Manual for complete installation and safety information.</i>			
Safety Controls			
<i>Pilot equipped with automatic shut-off and oxygen depletion sensor.</i>			
Standard Equipment			
<i>The VFHS-36 comes standard with flat black louvers, flat black frame, a 2" flat black hood, and the Slope Glaze Burner System.</i>			

## VFHS-20/10

Empire's VFHS-20/10 Vent-Free Fireplace can be enjoyed in virtually any room in your home. The modulating hydraulic thermostat model ships as a 20,000 Btu fireplace that can be converted into a 10,000 Btu fireplace suitable for use in a bedroom where allowed by code. The millivolt model is 20,000 Btu's and has a variety of control accessories available. Both come with Empire's Slope Glaze Burner System and charred oak logs.



*Empire's Exclusive  
Slope Glaze Burner System*

The optional automatic blower maximizes the heat distribution, and the ceramic brick liner accessory adds the look of real masonry. Standard equipment includes flat black louvers and a polished brass frame. Full and corner cabinet mantels with bases are available in oak veneer or an unfinished birch veneer that can be painted or stained to match your room's décor.



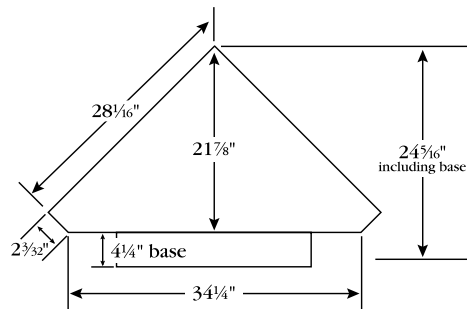
*Custom Stained Unfinished Birch Veneer Cabinet Mantel with Base and Ceramic Brick Liner.*

# VFHS-20/10 Options

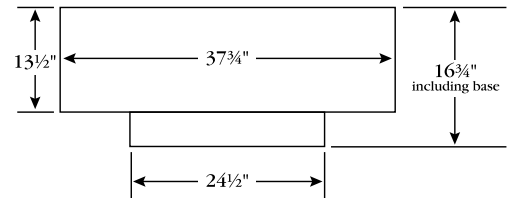
Vent-Free Gas Fireplace						
Model <i>VFHS-20/10T</i>	Btu Input <i>20,000/10,000</i>			Temperature Control <i>Modulating Hydraulic Thermostat</i>		
Model <i>VFHS-20R</i>	Btu Input <i>20,000</i>			Temperature Control <i>on/off Millivolt (remote capable)</i>		
Firebox Color <i>Black</i>	Overall Dimensions	Width <i>22<math>\frac{5}{8}</math>"</i>	Height <i>26<math>\frac{3}{4}</math>"</i>	Depth <i>11"</i>	Shipping Weight <i>42 lbs. (one carton)</i>	
Firebox Accessories						
VFS-BK	<i>Automatic Blower Kit</i>					
EHL-24-1	<i>Ceramic Brick Liner</i>					
EHM24-U	<i>Unfinished Birch Veneer Cabinet Mantel with Base</i>					
EHM24-OF	<i>Oak Cabinet Mantel with Base</i>					
EHM24-CU	<i>Unfinished Birch Veneer Corner Mantel with Base</i>					
EHM24-COF	<i>Oak Corner Mantel with Base</i>					
Control Accessories <i>For VFHS-20R model only</i>						
GWSG-T	<i>Wall Thermostat, Millivolt</i>					
FRBC-1	<i>Battery Operated Remote Control</i>					
FRBTC-1	<i>Battery Operated Remote Control with Thermostat</i>					
FREC-1	<i>Electric Remote Control</i>					
FWS-1	<i>Wall Switch</i>					
Gas Inlet			Warranty			
Type of Gas (State on Order)	<i>Natural or LP</i>		<i>All parts carry a 3-year limited warranty. Note: Empire has a policy of constantly improving quality and performance of its appliances; therefore, materials and specifications are subject to change without notice.</i>			
Iron Pipe Size (N.P.T.)	<i><math>\frac{3}{8}</math>"</i>					
Ignition System	<i>Standing Pilot/Piezo</i>					
Installation and Safety						
<i>Refer to your Owner's Manual for complete installation and safety information.</i>						
Safety Controls						
<i>Pilot equipped with automatic shut-off and oxygen depletion sensor.</i>						
Standard Equipment						
<i>The VFHS-20/10T and the VFHS-20R come standard with flat black louvers, a polished brass frame, and the Slope Glaze Burner System. The VFHS-20/10T ships with a 10,000 Btu orifice and would replace the 20,000 Btu orifice installed in the unit.</i>						

## On the Cover

**Oak Cabinet Mantel with Base and Ceramic Brick Liner.**



*Corner Mantel (38" high)*



*Cabinet Mantel (38" high)*

Member of the following industry associations:



This appliance is design-certified to the ANSI standard by:



**Surround Yourself With Comfort**

Empire Comfort Systems, Inc. • 918 Freeburg Ave. • Belleville, IL 62222-0529  
1-618-233-7420 • 1-800-851-3153 • FAX 1-618-233-7097 • 1-800-443-8648  
Website: [www.empirecomfort.com](http://www.empirecomfort.com) • e-mail: [info@empirecomfort.com](mailto:info@empirecomfort.com)  
© Empire Comfort Systems, Inc. 3/01

**Photographs represent Empire Comfort Systems products. The actual flame color and pattern may vary slightly due to air movement, location of the product, climate, and amount and quality of insulation.**