





Efficiency sure feels good

With a Rinnai EnergySaver® Direct Vent Wall Furnace, you'll be as comfortable with your energy bill as you are with your room temperature.

- Modulates the usage of gas, optimizing
- Multiple models offer just the right size and configuration to heat a whole home or complement an existing heating system
- Unique modulating technology produces the specific level of heat needed at any given moment, responding to the smallest temperature changes

CUSTOMIZED FOR HEATING

The easy-to-use programmable thermostat lets you automatically operate your model at the perfect temperature, even when you're away. You can set a comfortable temperature for when you're home and a lower setting for when you're gone. Attach to a Wi-Fi enabled thermostat for additional flexibility and comfort. You can customize supplemental or zone heating according to your family's usage, habits and needs. With multiple sizes, Rinnai EnergySaver® Direct Vent Wall Furnaces can be used in a variety of configurations. That's the kind of flexibility that brings added efficiency.



USER-FRIENDLY CONTROL PANEL

Manage the temperature in your home with our user-friendly control panel. Simply choose a set temperature or customize heating during the day by programming the timers.

QUICK, FLEXIBLE INSTALLATION

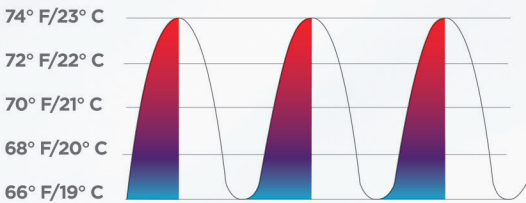
With Rinnai EnergySaver® Direct Vent Wall Furnaces, no ductwork means quick installation, while flexible venting placement allows positioning along almost any outside wall.

RINNAI MODULATING TECHNOLOGY








Rinnai's modulating technology responds to small temperature changes, resulting in higher levels of comfort.

SINGLE-STAGE HEATER (ON/OFF)



On/Off Single-Stage Heating Appliance.

MODEL CHART AND SPECIFICATIONS DIRECT VENT WALL FURNACES

ENERGYSAVER® DIRECT VENT WALL FURNACES										
										
MODEL	EX08CT (RHFE-202FTA)		EX11CT (RHFE-265FTA)		EX17CT (RHFE-434FTA)		EX22CT (RHFE-559FTA) / EX22CTW (RHFE-559FTA-W)		EX38CT (RHFE-1005FTA) / EX38CTW (RHFE-1005FTA-W)	
COLOR	BEIGE		BEIGE		BEIGE		BEIGE		BEIGE/WHITE	
GAS TYPE	NG	LP	NG	LP	NG	LP	NG	LP	NG	LP
INPUT RANGE (BTU) (LOW/HIGH)	3,000 / 8,000		5,500 / 11,000	5,700 / 11,000	8,200 / 16,700		8,200 / 21,500	8,200 / 20,700	13,200 / 38,400	13,200 / 36,500
DIMENSIONS (W,H,D) (MM)	18.3 X 27.4 X 10.1 (464.8 X 695.96 X 256.54)		18.3 X 27.4 X 10.1 (464.8 X 695.96 X 256.54)		29.9 X 22.9 X 10.1 (759.4 X 581.6 X 256.54)		29.9 X 22.9 X 10.1 (759.4 X 581.6 X 256.54)		36.6 X 26.4 X 13 (929.6 X 670.5 X 330.2)	
POWER CONSUMPTION (ELECTRONIC IGNITION)	41 WATTS		44 WATTS		46 WATTS		56 WATTS		117 WATTS	
NOISE LEVEL DB(A)	27 – 36		31 - 38		33 - 38		33 - 42		39 – 46	
WARRANTY*	10 YEAR HEAT EXCHANGER, FIVE YEARS ON PARTS, 2 YEARS ON LABOR									
ALTITUDE APPROVED (FT)	10,200									
VENTING OPTION	CONCENTRIC									

* For complete information and details regarding Rinnai's warranty, please visit rinnai.us. Information based on Sizing Guidelines for Vent-Free Gas Products found on <http://www.ventfree.org>.

Rinnai America Corporation • 103 International Drive, Peachtree City, GA 30269
1-800-621-9419 • rinnai.us | rinnai.ca

©2019 Rinnai America Corporation. Rinnai America Corporation continually updates materials, and as such, content is subject to change without notice. Local, state, provincial, federal and national fuel gas codes must be adhered to prior to and upon installation.