

# VIC®-300 MasterSeal™ Butterfly Valves

## SERIES 761

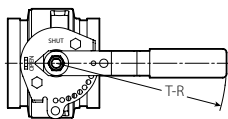
### DIMENSIONS

With Handle

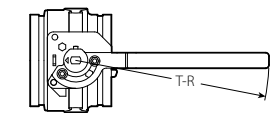
Size		Dimensions – Inches/millimeters			Approx. Wgt. Ea.	
Nominal Size In./mm	Actual Outside Diameter In./mm	A End to End	T-R	U	Bare Valve Lbs./kg	Valve with Lever Handle Lbs./kg
2	2.375	3.21	7.00	1.57	3.5	6.0
50	60.3	81.5	177.8	39.9	1.6	2.7
2½	2.875	3.77	7.00	1.57	5.0	7.5
65	73.0	95.8	177.8	39.9	2.3	3.4
76.1 mm	3.000	3.77	7.00	1.57	5.0	7.5
	76.1	95.8	177.8	39.9	2.3	3.4
3	3.500	3.77	7.00	1.57	6.0	8.5
80	88.9	95.8	177.8	39.9	2.7	3.9
4	4.500	4.63	8.50	1.64	9.3	11.8
100	114.3	117.6	215.9	41.7	4.2	5.4
108.0 mm †	4.250	4.63	8.50	1.64	9.3	11.8
	108.0	117.6	215.9	41.7	4.2	5.4
5	5.563	5.88	12.00	1.64	16.8	20.0
125	141.3	149.4	304.8	41.7	7.6	9.1
133.0 mm †	5.250	5.88	12.00	1.64	16.8	20.0
	133.0	149.4	304.8	41.7	7.6	9.1
139.7 mm	5.500	5.88	12.00	1.64	16.8	20.0
	139.7	149.4	304.8	41.7	7.6	9.1
6	6.625	5.88	12.00	1.64	20.0	23.2
150	168.3	149.4	304.8	41.7	9.1	10.5
159.0 mm †	6.250	5.88	12.00	1.64	20.0	23.2
	159.0	149.4	304.8	41.7	9.1	10.5
165.1 mm	6.500	5.88	12.00	1.64	20.0	23.2
	165.1	149.4	304.8	41.7	9.1	10.5
8	8.625	5.33	14.00	1.51	34.3	37.5
200	219.1	135.4	355.6	38.4	15.6	17.0
10	10.750	6.40	11.66	4.50	72.0	84.0
250	273.0	162.6	296.2	114.30	32.7	38.1
12	12.750	6.50	11.66	4.50	88.0	100.0
300	323.9	165.1	296.2	114.3	39.9	45.4

† Contact Victaulic for availability.

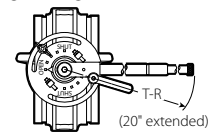
NOTE: 2 – 8”/50 – 200 mm sizes are ISO Flange Designation F07; 10 and 12”/250 and 300 mm sizes are ISO Flange Designation F10.



**10-POSITION HANDLE WITH MEMORY STOP**  
2 – 6”/50 – 150 MM SIZES



**VALVE WITH LEVER LOCK HANDLE AND MEMORY STOP**  
8”/200 MM SIZES



**VALVE WITH LEVER LOCK HANDLE AND MEMORY STOP**  
10 & 12”/250 & 300 MM SIZES