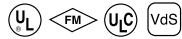


# Couplings

## Vic-Flange Adapter ANSI Class 150/PN10

### STYLE 741

For Complete Information  
Request Publication **06.06**



- Directly incorporates ANSI Class 125 or Class 150 flanged components into a grooved system
- Pressure rated up to 300psi/2065kPa
- Sizes from 2–12"/50–300mm are hinged
- Sizes 14–24"/350–600mm are cast in four identical segments

Size		Max. Work Pressure *	Max. End Load *	Sealing Surface		Dimensions		Approx. Wgt. Each
Nominal Size Inches mm	Actual Outside Diameter Inches mm	psi kPa	Lbs. N	A Max. Inches mm	B Min. Inches mm	W Inches mm	Z Inches mm	Lbs. kg
2 50	2.375 60.3	300 2065	1,330 5920	2.38 60	3.41 87	6.75 172	0.75 19	3.1 1.4
2½ 65	2.875 73.0	300 2065	1,950 8680	2.88 73	3.91 99	7.87 200	0.88 22	4.8 2.1
3 80	3.500 88.9	300 2065	2,885 12840	3.50 89	4.53 115	8.29 211	0.94 24	5.3 2.4
4 100	4.500 114.3	300 2065	4,770 21225	4.50 114	5.53 141	9.87 251	0.94 24	7.4 3.4
5 125	5.563 141.3	300 2065	7,290 32440	5.56 141	6.71 171	10.90 277	1.00 25	8.6 3.9
6 150	6.625 168.3	300 2065	10,350 46060	6.63 168	7.78 198	11.90 302	1.00 25	9.9 4.5
165.1 mm	6.500 165.1	300 2065	9,960 44320	6.50 165	7.66 195	11.92 303	1.00 25	10.0 4.5
8 200	8.625 219.1	300 2065	17,500 77875	8.63 219	9.94 252	14.50 368	1.13 29	16.6 7.5
10 250	10.750 273.0	300 2065	27,215 121110	10.75 273	12.31 313	17.24 438	1.19 30	24.2 11.0
12 300	12.750 323.9	300 2065	38,285 170270	12.75 324	14.31 364	20.25 514	1.25 32	46.8 21.2
14# 350	14.000 355.6	300 2065	46,180 205500	14.00 356	16.39 416	24.50 622	1.44 37	62.0 28.1
16# 400	16.000 406.4	300 2065	60,300 268335	16.00 406	18.39 467	27.12 689	1.44 37	79.0 35.8
18# 450	18.000 457.0	300 2065	76,340 339700	18.00 457	20.00 508	29.00 737	1.56 40	82.3 37.3
20# 500	20.000 508.0	300 2065	94,250 419400	20.00 508	22.50 572	31.50 800	1.69 43	103.3 46.9
24# 600	24.000 610.0	300 2065	135,700 603865	24.00 610	27.75 705	36.00 914	1.94 49	142.0 64.4
14 – 24 350 – 600	<b>AGS®</b> For 14 – 24"/350 – 600 mm sizes Victaulic offers the Advanced Groove System (AGS) line of products, pg. 6-5. Request publication 20.03 for information on the flexible W741 AGS coupling.							

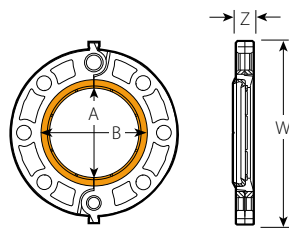
\* Refer to Publication 06.06 for more details.

# For cut groove systems only. For 14–24"/350–600 mm roll groove systems, AGS (Advanced Groove System) products are used. Style 741 is not compatible with the AGS system.

#### IMPORTANT NOTES:

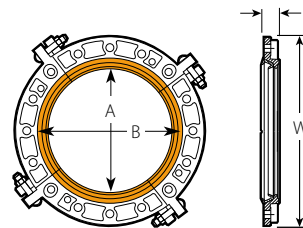
Style 741 Vic-Flange adapters provide rigid joints when used on pipe with standard cut or roll groove dimensions and consequently allow no linear or angular movement at the joint. When used with Victaulic Series 700 butterfly valves, plastic pipe or lightwall metallic pipe, small teeth in I.D. of key section should be removed and may be used on one side of the valve. Contact Victaulic for information on AS2129 - Table E; ISO 2084 (PN10); DIN 2532 (PN10) and JIS B-2210 (10K) flanges.. Total bolts required to be supplied by installer, may be ordered from Victaulic.

For restrictions on where and how Vic-Flange adapters and flange washers can be used, refer to Publication 06.06.



TYPICAL 2–12"/50–300 mm SIZES

Orange area of mating face must be free from gouges, undulations or deformities of any type for effective sealing.



TYPICAL 14–24"/350–600 mm SIZES

Orange area of mating face must be free from gouges, undulations or deformities of any type for effective sealing.