

BRADFORD WHITE

BRUTE FT[®]



**Wall-Hung Boiler or
Combination Boiler and
Water Heater**

Stainless Steel Fire-Tube Design

95% AFUE

Up to 10:1 Modulation

*Vents up to 100 Feet (30.5m) in
PVC, CPVC & Polypropylene*

*Natural Gas (standard) – All Models
Come With LP Conversion Kit*

*Cascade Multiple Boilers
in Larger Applications*

**Exceptional Residential Heating
and Hot Water to Meet the
Demands of any Household**


BRADFORD WHITE[®]
WATER HEATERS
Built to be the Best[®]

The Brute FT® Wall-Hung Series

Heat and Hot Water in One Space-Saving Package.

The Brute FT® Series advanced fire-tube heat exchanger uses the latest technology in fire-tube construction with a corrosion-resistant stainless steel design, resulting in quick heating response, ultra high efficiency & years of reliable service. This design greatly reduces heating bills when compared to older, low-efficient boilers – up to 20% lower! Potentially saves thousands of dollars in heating bills over the life of the boiler.



The Brute FT® Hot Water Advantage

By combining both storage and recovery capacity, the Brute FT® Series Combi boiler's unique, integrated domestic hot water mini-indirect tank delivers stable hot water on demand.



- Contains up to one gallon of stored hot water on standby at all times.
- Quicker hot water delivery. The Brute FT® combines storage with on-demand hot water for faster performance.
- Compact design saves space. The Brute FT® Combi saves space when compared to a boiler and indirect water heater. Perfect for tight spaces and smaller homes.



95% Efficient

The Brute FT® Wall-Hung performs at an ultra-high efficiency of up to 95% AFUE (Annual Fuel Utilization Efficiency) and is ENERGY STAR® rated, making it one of the best in the industry.

Brute FT® Series mini-indirect tank technology

- Domestic hot water stored in a coiled, stainless tube.
- 158°F (78°C) boiler water surrounds the domestic hot water coil keeping it hot at all times.
- Tank is surrounded in a heavily-insulated wrap to minimize heat loss.

Brute FT® Series Proven Innovation

- Modulates with up to 10:1 turndown to reduce energy use.
- Durable, Stainless Steel Fire-Tube Heat Exchanger offers long life and superior heating performance.
- Long life, high performance blower offers reliable, quiet operation.
- Integrated, fast acting domestic hot water tank resulting in fast hot water delivery when you need it.
- Left side access panel to help getting to hard to reach components.

Brute FT® Advanced Control System







- Quick set-up control functions.
- Outdoor Reset, to maximize efficiency.
- Conformal coating encapsulates control board protecting it from moisture.
- Anti-freezing control.
- Cascade up to 20 heating only units.








Contractor Friendly

Designed for easy installation and constructed with the installer in mind!

INCLUDED WITH BRUTE FT® SERIES

					
Boiler Circulator - Installed	Primeless Condensate Trap	Automatic Air Elimination Vent	Wall Mounting Kit	Propane Conversion Kit	Outdoor Sensor Kit

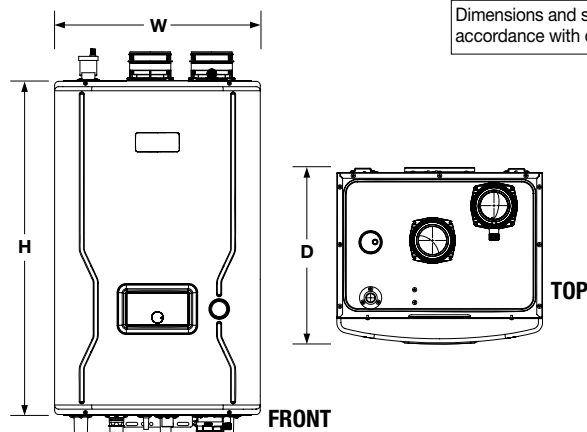
OPTIONAL INSTALLATION ACCESSORIES

				
Condensate Neutralizer P/N A21236	Piping Manifold – Combi P/N P2134400	Piping Manifold – Heat Only 100-140 MBH – P/N P2135900 199 MBH – P/N P2135800	Low profile Terminal – Flush Mount 2" (51mm) P/N CA010100 3" (76mm) P/N CA010101	Concentric Vent Terminal – Bazooka 2" (51mm) P/N 239-44069-02 3" (76mm) P/N 239-44069-01

The Brute FT® Wall-Hung Series

Specification	Units/Condition	Combi Boilers		Heating Only Boilers		
		BMFTCW140	BMFTCW199	BMFTHW100	BMFTHW140	BMFTHW199
Input, Max Fire	MBH (kW)	140 (41)	199 (58)	100 (29)	140 (41)	199 (58)
AHRI Cert. Heating Capacity	MBH (kW)	129 (38)	181 (53)	93 (27)	129 (38)	181 (53)
Weight, Unit	lbs. (kg)	111 (50)	130 (59)	98 (44)	102 (46)	118 (54)
H x W x D	Inches (cm)	29 x 17 3⁄8 x 15 1⁄2 (73 x 44 x 40)	32 x 19 3⁄4 x 16 7⁄8 (81 x 50 x 41)	29 x 17 3⁄8 x 15 1⁄2 (73 x 44 x 40)		32 x 19 3⁄4 x 16 7⁄8 (81 x 50 x 41)
Turndown	—	10:1	10:1	5:1	10:1	10:1
Heating “CH” Supply	NPT	1 "		1 1⁄4"		
Heating “CH” Return	NPT	1 "		1 1⁄4"		
DHW Outlet	NPT	3⁄4"		—		
DHW Inlet	NPT	3⁄4"		—		
DHW Flow Rate	35°F Rise - GPM (l/m)	7.1 (27)	9.8 (37)	—		
	45°F Rise - GPM (l/m)	5.5 (21)	7.7 (29)	—		
	77°F Rise - GPM (l/m)	3.2 (12)	4.8 (18)	—		
Minimum Flow Rate	GPM (l/m)	0.5 (1.9)		—		
Gas Inlet	NPT	3⁄4"				
Certified Efficiency	AFUE	95%				
Condensate Line	NPT	1⁄2"				
Gas Supply Pressure	In WC	3.5 - 10.5 Natural Gas, 8-13 Propane				
Pressure Relief Settings	psi (kPa)	30 (207)				
Air Intake Collar	Inches (cm)	3 (7.6)				
Exhaust Outlet Collar	Inches (cm)	3 (7.6)				
Vent Diameter & Equivalent Length	Inches/ft. (mm/m)	2/50 (51/15.2) 3/100 (76/30.5)				
Vent Material	—	PVC, CPVC, Polypropylene, SS AL29-4C				
Fuel	—	Natural Gas or Propane (Propane conversion kit included)				
Power Supply	Volts/Hertz	120/60				
Warranty	—	Limited 10 year heat exchanger / 5 year parts				

(Metric)



Dimensions and specifications subject to change without notice in accordance with our policy of continuous product improvement.



BRADFORD WHITE
WATER HEATERS
Built to be the Best®

— BRADFORD WHITE IS —
AMERICAN STRONG

For field service, contact your professional installer or local Bradford White sales representative.
Sales 800-523-2931 • Fax 215-641-1612
Technical Support 800-334-3393 • Email techserv@bradfordwhite.com
Warranty 800-531-2111 • Email warranty@bradfordwhite.com
International: Telephone 1-215-641-9400
Email international@bradfordwhite.com / www.bradfordwhite.com