

# REGAL

## REGAL WARM AIR FURNACES



- Available w/PSC,ECM Motors
- OFC 5000 Operating Board
- Enclosed Vestibule
- Multiple Firing Rates
- Accessible Cleanouts
- Highboy, Lowboy models
- Beckett, Carlin, Riello Burners
- Packaged in wood crates
- Limited Lifetime warranty
- 5- Year parts




**BOYERTOWN**  
BOILERS • FURNACES • CONTROLS




PROUDLY MANUFACTURED IN BOYERTOWN, PA.

- 10 Gauge Primary Heat Exchanger
- 14 Gauge secondary
- Enclosed Vestibule
- Beckett, Carlin, Riello Burners
- Furnace Operating Board
- PSC or ECM
- Removable Combustion Chamber

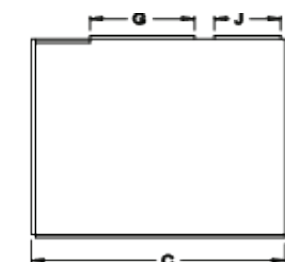
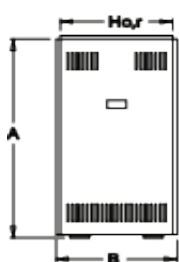


COMBUSTION CHAMBER

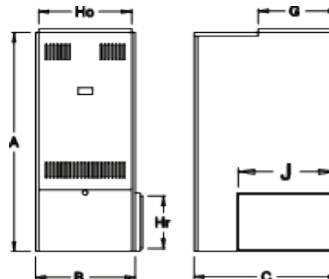


HEAT EXCHANGER

	REH 750						REL 750						REH 1000				REL 1000									
Firing Rate GPH	0.60	0.75	0.85				0.60	0.75	0.85				1.00	1.25				1.00	1.25							
Input	84,000	105,000	119,000				84,000	105,000	119,000				140,000	175,000				140,000	175,000							
Output	71,000	88,000	99,000				71,000	88,000	99,000				116,000	143,000				116,000	143,000							
AFUE	85.9%	85.4%	85.0				85.9%	85.4%	85.0				85.0%	83.2%				85.0%	83.2%							
Flue Size	6	6	6				6	6	6				6	6				6	6							
Filter Size	16 x 25	16 x 25	16 x 25				16 X 20 (2)	16 X 20(2)	16 X 20(2)				16 X 25	16 X 25				16 x 20	16 x 20							
Blower Size	100-10T						100-10T						100-10T				100-10T									
PSC Motor	0.2	.05	0.2	0.5	0.2	0.5	0.2	0.5	0.2	0.5	0.2	0.5	0.2	0.5	0.2	0.5	0.2	0.5	0.2	0.5	0.2	0.5	0.2	0.5		
High	1745	1480	1745	1480	1745	1480	1903	1661	1903	1661	1903	1661	2283	2007	2283	2007	2466	2072	2466	2072	2466	2072	2466	2072		
Medium High	1550	1343	1550	1343	1550	1343	1711	1485	1711	1485	1711	1485	2130	1832	2130	1832	2150	1859	2150	1859	2150	1859	2150	1859		
Medium Low	1376	1175	1376	1175	1376	N/A	1547	1355	1547	1355	1547	1355	1901	1644	1901	1644	1839	1610	1839	N/A	1839	1610	1839	N/A		
Low	1250	1043	1250	N/A	1250	N/A	1399	1227	1399	1227	1399	1227	1717	1501	1717	1501	1600	N/A	1600	N/A	1600	N/A	1600	N/A		
ECM Motor	¾ HP ECM						¾ HP ECM						1 HP ECM				1 HP ECM									
Cool Tons ECM	800,1000,1200,1600						800, 1000, 1200, 1600						1000,1200,1600,2000				1000, 1200, 1600, 2000									
Htg CFM ECM	950	1175	1325				950	1175	1324				1575	1925				1575	1925				1575	1925		
Cabinet Height	53-5/8						40						56-1/2"				46"									
Cabinet Width	22-1/4"						20-1/4"						25-1/2"				25-1/8"									
Cabinet Depth	33-1/8"						47-1/2"						38"				53-5/8"									
Centerline to Fl	49- 1/8"						31-1/4"						52-5/8"				38-1/2"									
Supply Air Depth	19-3/4"						17-1/2"						23-3/8"				21-1/2"									
Supply Air Width	20-1/2"						18-1/4"						23-3/4"				22-7/8"									
Return Air Depth	15"						18-1/4"						15"				22-7/8"									
Return Air Width	23-5/8"						14						23-5/8"				13-5/8"									
Weight	298						323						347				362									



Low Boy



High Boy



**BOYERTOWN**  
BOILERS • FURNACES • CONTROLS

156 HOLLY ROAD • BOYERTOWN, PA • 610.369.1460  
WWW.BOYERTOWNFURNACE.COM